

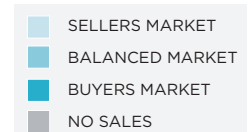
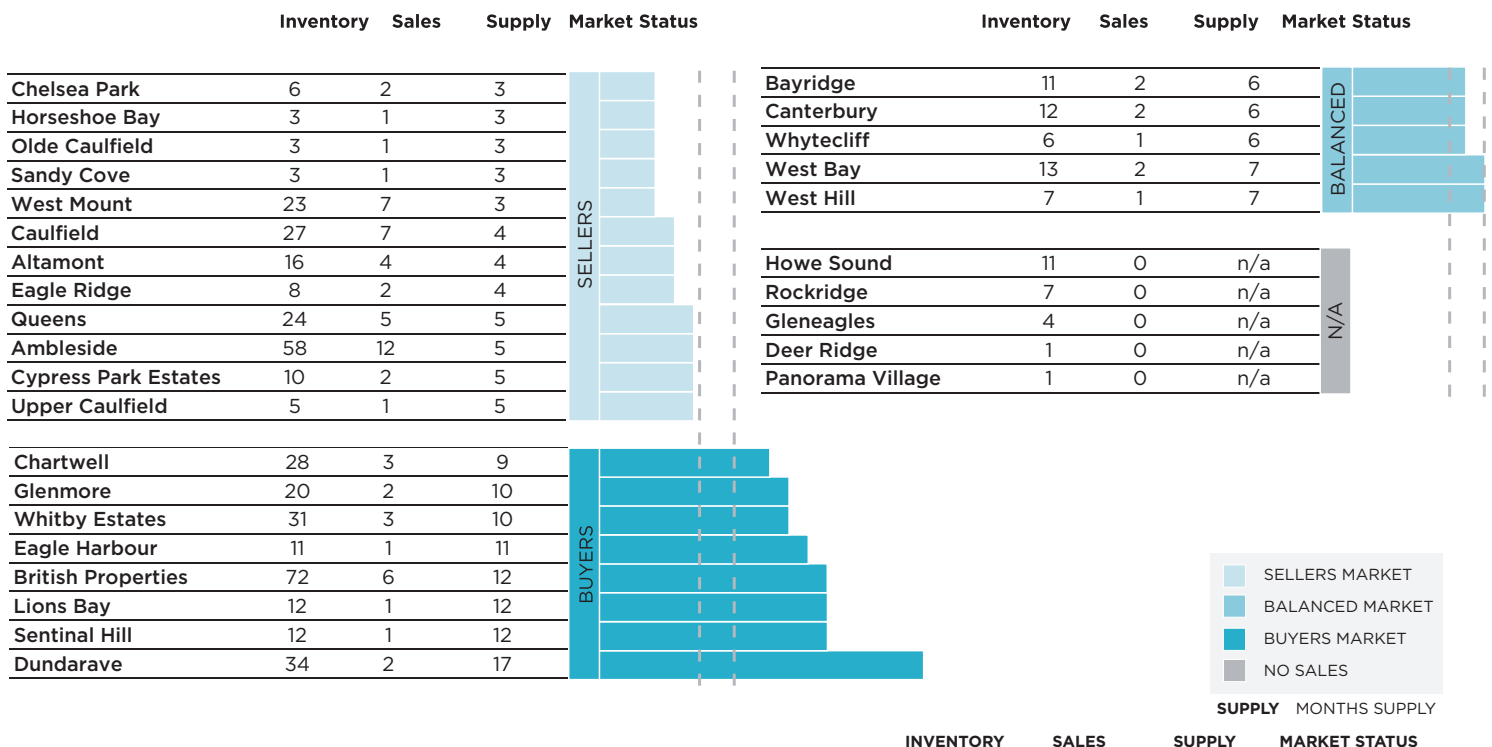


West Vancouver October 2015 Recap

	This Month OCT 2015	Last Month SEPT 2015	Last Year OCT 2014
\$ Median Sale Price	\$2,687,500	\$2,700,000	\$2,200,000
✓ Average Days on Market	53	58	58
FOR SALE Active Listings	419	478	452
SOLD Sales	80	38	70

Neighbourhood Breakdown

Ranked by months' supply; this number tells how many months it would take for all current inventory to sell given the monthly sales. This number determines the market status.



SUPPLY MONTHS SUPPLY

INVENTORY SALES SUPPLY MARKET STATUS

TOTAL WEST VANCOUVER	499	80	6	Balanced
-----------------------------	------------	-----------	----------	-----------------



Copyright © 2015 Macdonald Real Estate Group Inc.
 Source: Real Estate Board of Greater Vancouver (REBGV), Fraser Valley Real Estate Board (FRVFB).
 Retrieved November 2, 2015.
 Information is based on data in whole or in part from the REBGV or FREVB. The REBGV, FREVB and Macdonald Realty Ltd. assume no responsibility for its accuracy. All data is believed reliable but should be verified if deemed important.

macrealty.com
 f / Macdonald Realty



West Vancouver October 2015 Recap

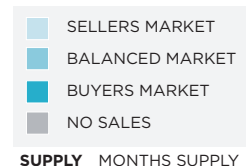
	This Month OCT 2015	Last Month SEPT 2015	Last Year OCT 2014
\$ Median Sale Price	\$978,750	\$970,000	\$774,900
✓ Average Days on Market	41	46	82
FOR SALE Active Listings	83	91	126
SOLD Sales	16	19	25

Neighbourhood Breakdown

Ranked by months' supply; this number tells how many months it would take for all current inventory to sell given the monthly sales. This number determines the market status.

CONDOS & TOWNHOMES

	Inventory	Sales	Supply	Market Status
Cypress Park Estates	1	1	1	SELLERS MARKET
Deer Ridge	4	2	2	SELLERS MARKET
Cedardale	2	1	2	SELLERS MARKET
Dundarave	21	5	4	SELLERS MARKET
Panorama Village	5	1	5	SELLERS MARKET
Ambleside	37	5	7	BALANCED MARKET
Park Royal	16	1	16	BUYERS MARKET
Whitby Estates	6	0	n/a	N/A
Chelsea Park	2	0	n/a	N/A
Furry Creek	2	0	n/a	N/A
Horseshoe Bay	1	0	n/a	N/A
Howe Sound	1	0	n/a	N/A
Upper Caulfeild	1	0	n/a	N/A



TOTAL WEST VANCOUVER	99	16	6	Balanced
-----------------------------	-----------	-----------	----------	-----------------

NO INVENTORY FOR THE FOLLOWING AREAS:

- | | | | | |
|--------------------|---------------|--------------|------------|------------|
| ALTAMONT | CAULFEILD | EAGLE RIDGE | QUEENS | WEST HILL |
| BAYRIDGE | CHARTWELL | GLENEAGLES | ROCKRIDGE | WEST MOUNT |
| BRITISH PROPERTIES | CYPRESS | LIONS BAY | SANDY COVE | WHYTECLIFF |
| CANTERBURY | EAGLE HARBOUR | PORTEAU COVE | WEST BAY | |



Copyright © 2015 Macdonald Real Estate Group Inc.
 Source: Real Estate Board of Greater Vancouver (REBGV), Fraser Valley Real Estate Board (FRVFB).
 Retrieved November 2, 2015.
 Information is based on data in whole or in part from the REBGV or FRVFB. The REBGV, FRVFB and Macdonald Realty Ltd. assume no responsibility for its accuracy. All data is believed reliable but should be verified if deemed important.